

## Piercing sizes 1:1 to print out

(c) 2007 – Bijouteria GmbH – www.bijouteria.ch

### Reference

Check the printout with a ruler:



Caution, if the reference is not 5cm, the sizes are wrong displayed, check your printer settings in this case.

## Print it out and put your piercing on the designs to compare

### Gauges / Threads

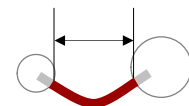


These are standards for all piercings.

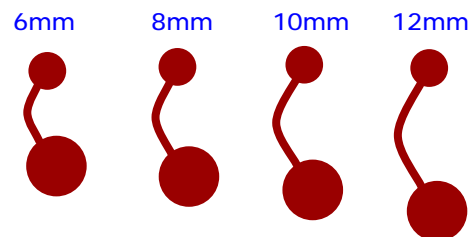
Put your piercing on these bars to determine, which gauge you need or which balls are suitable, latter need to have corresponding thread to fit onto the barbells.

### Belly / Eyebrow

Measured like this:




Examples:



### Bälle / Spikes

Diameter of balls and base area of spikes



### Plain barbells

Measured like this:



Examples:

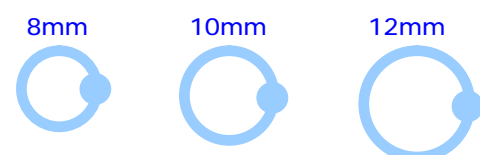


### Rings / BCR / Spirals

Inner diameter:



Examples:



### Labrets

Measured like this:



Examples:

